


Business Cards

supplying guide for business cards



Using Text

To ensure your text looks the best it can be, we ask that all text is kept to a minimum of 7pts to ensure that when it prints it looks legible.

Extra care should be taken when supplying a font which is very thin, as due to the digital printing technique each letter is made out of tiny dots, some of which may look very faded if there is not enough ink area within your text.

If supplying black text, ensure it is set to 100% black (0/0/0/100) to help ward off any registration issues and give a nice crisp result.

Our Styles of Business Card include...




Rectangular



Square

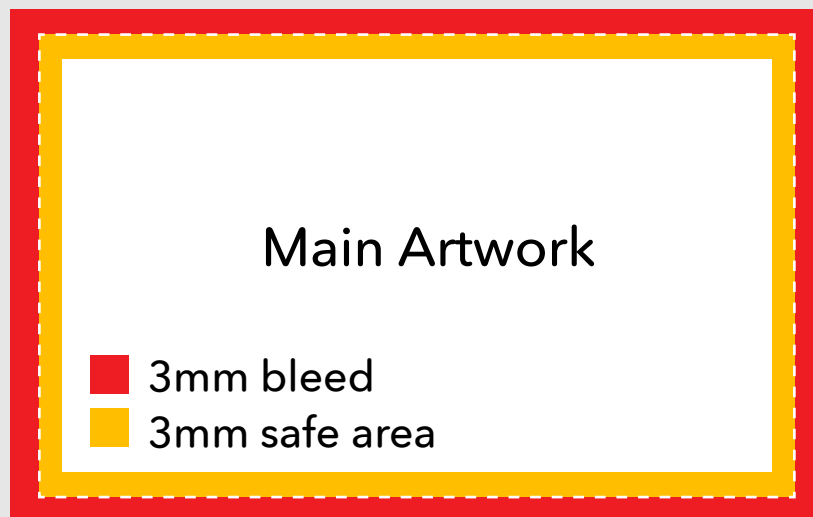


Round Cornered




Folded

Make sure you extend your background colour into the bleed, otherwise you might end up with a thin white border!



■ 3mm bleed
■ 3mm safe area



Need more help?

We have a range of templates for you to choose from! You can find them at the bottom of each product page.